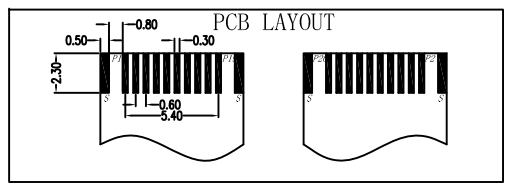
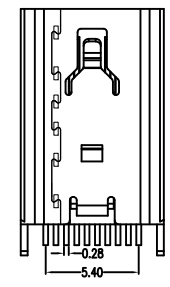
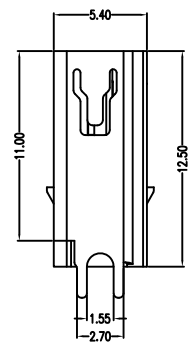
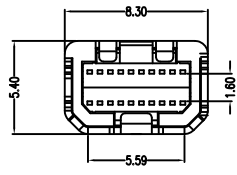
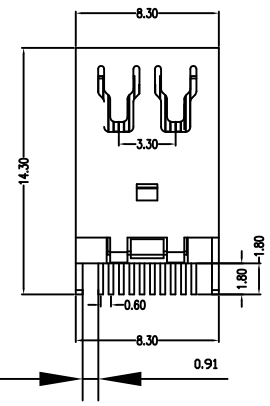
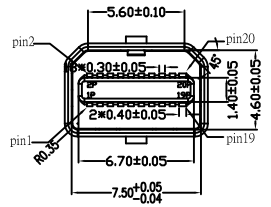
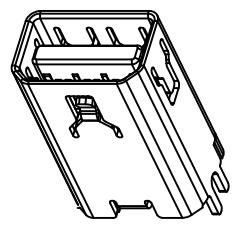


更改 REV	变更内容 MODIFICATION
A	ECXXXXX



Top Row			Bottom Row		
Pin Number	Signal Type	Pin Name	Pin Number	Signal Type	Pin Name
1	GND	GND	2	In	HotPlug Detect
3	Out	ML_Lane 0(p)	4	CONFIG	CONFIG1
5	Out	ML_Lane 0(n)	6	CONFIG	CONFIG2
7	GND	GND	8	GND	GND
9	Out	ML_Lane 1(p)	10	Out	ML_Lane 3(p)
11	Out	ML_Lane 1(n)	12	Out	ML_Lane 3(n)
13	GND	GND	14	GND	GND
15	Out	ML_Lane 2(p)	16	I/O	AUX_CH(p)
17	Out	ML_Lane 2(n)	18	I/O	AUX_CH(n)
19	GND	GND	20	PWR Out	DP_PWR

NOTES:

***Material**

Body and sheath: LCP+50%G.F UL94V-0 Color:Black
 Insert(Molding): LCP+30%G.F UL94V-0 Color:Black
 Contact: C7025;
 Plating: Gold plating over Nickel(40~80U")
 on contact area,Tin(100~250U")
 Plating on Solder Tail.
 Shell: Brass;
 Plating: Nickle(40~80U") Plating.

***Mechanical**

Insertion Force: 4.5Kg Max
 Withdrawal Force: 1.0~4.0Kg Min
 Durability: 10000 Cycles

***Electrical Specification**

Current Rating: 0.5 Ampere per contact
 Contact Resistance: 30 mΩ max.
 Insulation Resistance: 100MΩ Min
 Dielectric Withstanding Voltage: 500V AC Min

***Environmental**

Operating Temperature: -40°c to +85°c.

GENERAL TOLERANCE		KINGCONN 皇海科技股份有限公司
X± 0.50	X*± 5°	
.X± 0.30	.X*± 2°	
.XX± 0.20	.XX*± 1°	名 称(TITLE) MINI DP 母座夾板1.6
單位(UNIT) mm	料 號(PART NO.) 7MNDP-F0-0015	圖 號(DWG NO.) 7MNDP-F0-0015
審核(APPROVAL)	核 對(CHECKED)	製 圖(DRAWN)
比例 SCALE 1:1	張數 SHEET 1 / 1	更改 REV A

