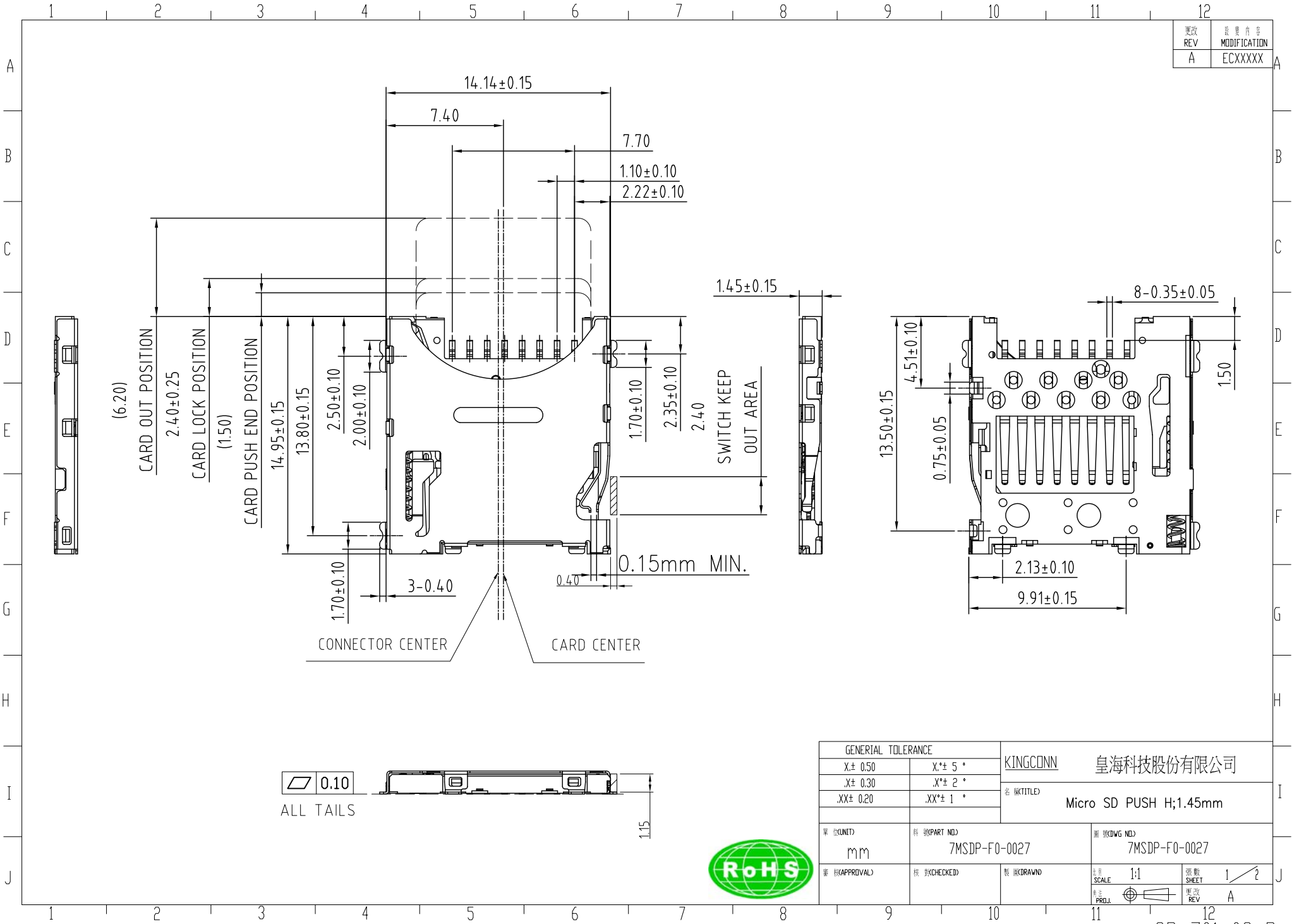
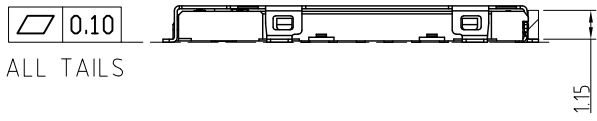


更改 REV	数量 MODIFICATION
A	ECXXXXX



14.14±0.15
 7.40
 7.70
 1.10±0.10
 2.22±0.10
 (6.20)
 CARD OUT POSITION
 2.40±0.25
 CARD LOCK POSITION
 (1.50)
 CARD PUSH END POSITION
 14.95±0.15
 13.80±0.15
 2.50±0.10
 2.00±0.10
 1.70±0.10
 3-0.40
 0.40
 0.15mm MIN.
 CONNECTOR CENTER
 CARD CENTER
 1.70±0.10
 2.35±0.10
 2.40
 SWITCH KEEP
 OUT AREA
 1.45±0.15

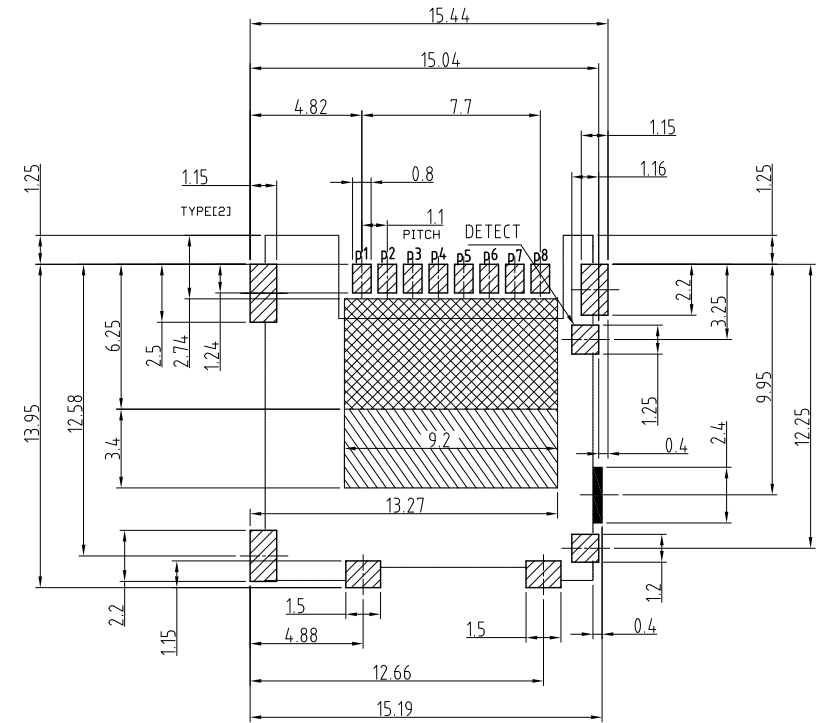
8-0.35±0.05
 13.50±0.15
 4.51±0.10
 0.75±0.05
 2.13±0.10
 9.91±0.15
 1.50



GENERAL TOLERANCE		KINGCONN 皇海科技股份有限公司	
X±0.50	X* 5°	名廠(TITLE) Micro SD PUSH H;1.45mm	
.X±0.30	.X* 2°		
.XX±0.20	.XX* 1°		
單位(UNIT) mm	料號(PART NO.) 7MSDP-F0-0027	圖號(DWG NO.) 7MSDP-F0-0027	
審核(APPROVAL)	核對(CHECKED)	製圖(DRAWN)	比例(SCALE) 1:1
			張數(SHEET) 1/2
			更改(REV) A

更改 REV	修改内容 MODIFICATION
A	ECXXXX

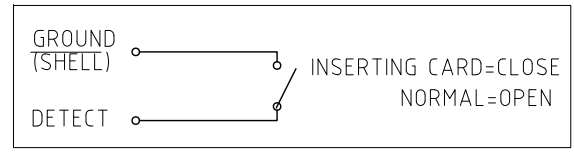
- NOTES:
1. COPLANARTY SPEC. FOR ALL SOLDER TAILS AND SOLDER PADS IS 0.1mm MAX.
 2. ELECTRICAL CHARACTERISTICS:
 - 2-1. CURRENT RATING: 0.5 Amp. MAX.
 - 2-2. VOLTAGE: 100V DC. MAX.
 - 2-3. LOW LEVEL CONTACT RESISTANCE: 100 mOhms MAX. INITIALLY.
 - 2-4. DIELECTRIC WITHSTANDING VOLTAGE: 500V AC MIN. FOR 1 MINUTE.
 - 2-5. INSULATION RESISTANCE: (INITIAL) 1000MOhms MIN.. (FINAL) 100MOhms MIN.
BY APPLYING 500V DC ON MATED AND UNMATED CONNECTORS THROUGH MIL-STD-202, METHOD 302.
 3. MECHANICAL CHARACTERISTICS:
 - 3-1. DURABILITY: 5000 CYCLES.
 - 3-2. OPERATING TEMP. RANGE: -25°C TO 85°C. [INCLUDING TERMINAL TEMP. RISE]
 - 3-3. STORAGE TEMP.: -40°C TO 85°C.
 4. Solder ability: 255±5°C, 5±0.5s.



RECOMMENDED PCB PATTERN LAYOUT(TOP VIEW)

TOLERANCE: ±0.05

SOLDERPROHIBITED AREA
 PROHIBITED AREA
 PATTERN PROHIBITED AREA



TERM 1	DATA 2
TERM 2	CD/DATA 3
TERM 3	CMD
TERM 4	VDD
TERM 5	CLK
TERM 6	VSS
TERM 7	DATA 0
TERM 8	DATA 1

NO.	PART NAME	Q'TY	DESCRIPTION
7	DETECT	1	COPPER ALLOY, 30u" Ni UNDERLATED
6	TERMINAL	1	OVERALL G/F PALTED ON CONTACT AREA
5	HOUSING	1	80u" MATTE TIN PLATED ON SOLDER AREA
4	SLIDER	1	LCP UL94V-0,BLACK
3	SPRING	1	SWP
2	CAM FOLLOWER	1	SUS
1	SHELL	1	SUS,G/F PLARED OVER 30u" Ni ON SOLDER AREA

GENERAL TOLERANCE		KINGCONN 皇海科技股份有限公司	
X± 0.50	X*± 5°	名 称/TITLE Micro SD PUSH H;1.45mm	
.X± 0.30	.X*± 2°		
.XX± 0.20	.XX*± 1°		
单 (UNIT)	料 号(PART NO)	图 号(DWG NO)	
mm	7MSDP-F0-0027	7MSDP-F0-0027	
审核(APPROVAL)	检查(CHECKED)	制图(DRAWN)	比例 SCALE 1:1
			张数 SHEET 2/2
			修改 REV A

