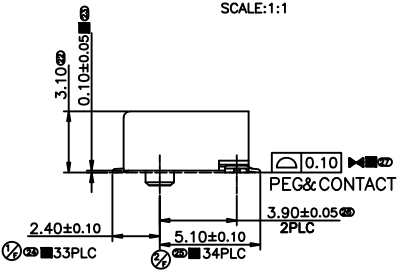
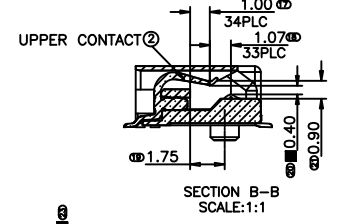
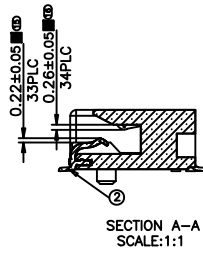
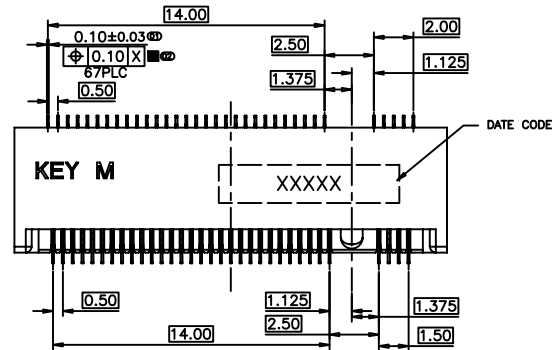
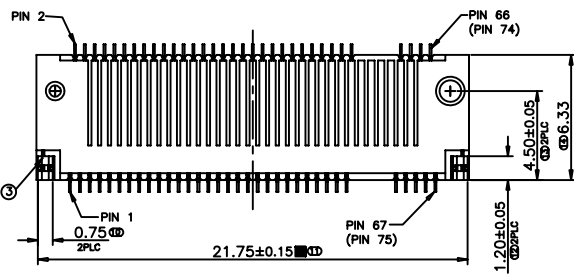
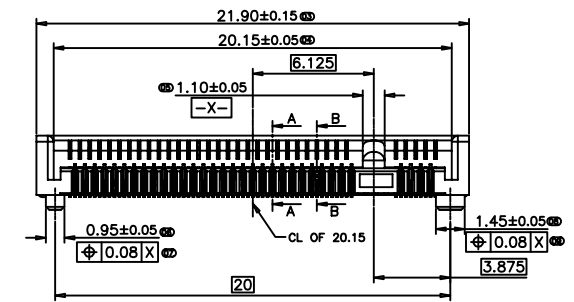
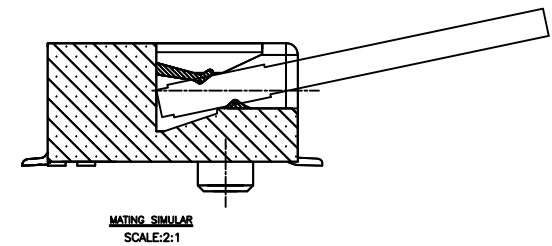
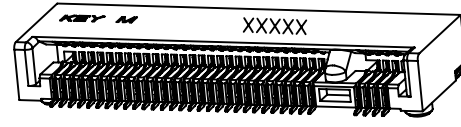
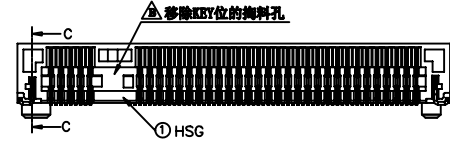


|           |                      |
|-----------|----------------------|
| 更改<br>REV | 變更內容<br>MODIFICATION |
| A         | ECXXXX               |

THIS SHEET ONLY FOR KEY M TYPE



- NOTES:  
PRODUCT MUST MEET CONTROLLED SUBSTANCES SPEC,ROHS 2.0 AND HALOGEN FREE.
- MATERIAL:
    - HOUSING:MG350,BLACK,UL94V-0
    - CONTACTS:PHOSPHOR BRONZE ,t=0.10±0.01
    - PEG:STAINLESS STEEL ,t=0.15±0.01
  - FINISH:
    - CONTACT: GOLD PLATING (G/F,1~30u") ON CONTACT AREA AND GOLD FLASH ON SOLDER TAIL,50u"MIN NICKEL UNDERPLATING OVERALL
    - PEG: 50u"MIN NICKEL UNDERPLATING OVERALL,100u"MIN MATTE TIN ON SURFACE
  - RETENTIVITY FORCE IS 0.1Kg MIN FOR TERMINAL AND PEG,RELIABILITY TEST ACCORDING TO PRODUCT SPEC:DR-PS-0024
  - CHARACTERISTICS:
    - RATING VOLTAGE:50V AC rms.
    - RATING CURRENT:0.5AMP Max
    - CONTACT RESISTANCE: Initial 55mΩ MAX, After test increase 20mΩ MAX
    - INSULATION RESISTANCE:100MΩ MIN AT 500V DC
    - WITHSTANDING VOLTAGE:AC 500V FOR 1 MINUTE
    - MATING FORCE:2.04KGF MAX(20N MAX)
    - EXTRACTION FORCE:0.1KGF MIN(0.98N MIN)
    - DURABILITY:60CYCLES
    - TEMPERATURE RANGE:-40c TO +80c
  - MARK ⊕ IS CPK ITEMS,(27 PLACE),MARK ⊕ IS QIP ITEMS(09 PLACE), MARK ⊕ IS FAI ITEMS,(01 PLACE)



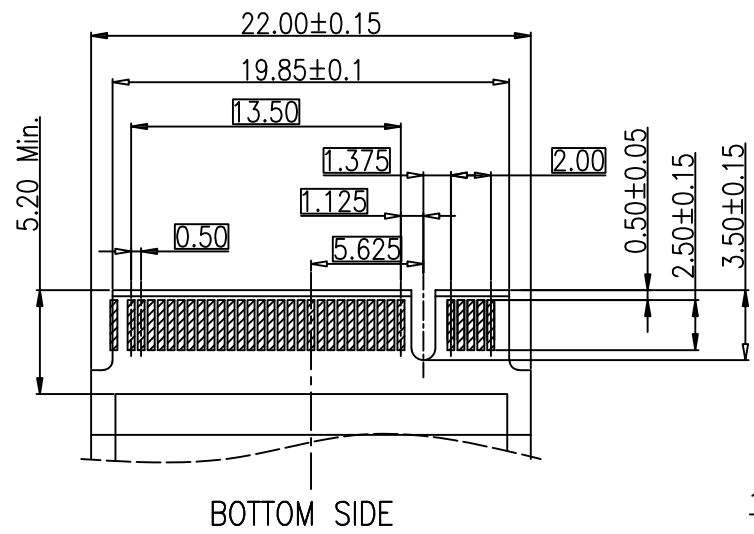
|     |             |                 |       |                 |
|-----|-------------|-----------------|-------|-----------------|
| 3   | PEG         | STAINLESS STEEL |       | Ni Plated       |
| 2   | CONTACT     | PHOSPHOR BRONZE |       | Gold/Tin Plated |
| 1   | HOUSING     | LCP             | BLACK | UL 94V-0        |
| NO. | DESCRIPTION | MATERIAL        | COLOR | REMARK          |

|                   |                                |   |
|-------------------|--------------------------------|---|
| GENERAL TOLERANCE |                                | KINGCONN 皇海科技股份有限公司                     |
| X±0.50            | X*±5°                          |   |
| .X±0.30           | .X*±2°                         |   |
| .XX±0.20          | .XX*±1°                        | 名 稱(TITLED)<br>NGFF 67PIN M KEY H:3.2mm |
| 單位(UNIT)<br>mm    | 料 號(PART NO.)<br>7NGFF-F0-0302 | 圖 號(DWG NO.)<br>7NGFF-F0-0302           |
| 備 註(APPROVAL)     | 核 對(CHECKED)                   | 製 圖(DRAWN)                              |
| SCALE 1:1         |                                | 張 數(SHEET) 1/1                          |
| PROJ.             |                                | 更改 REV A                                |

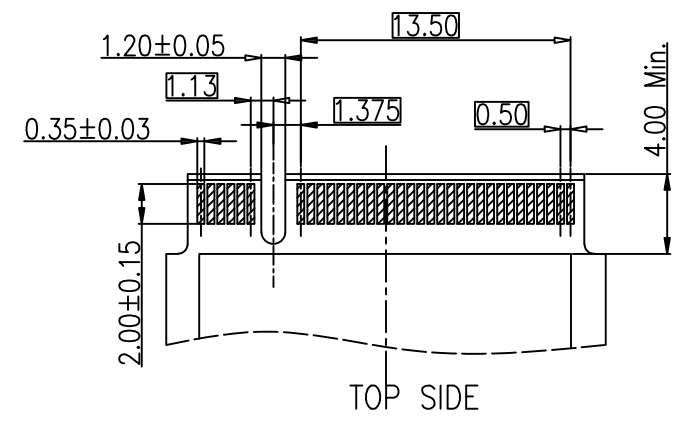
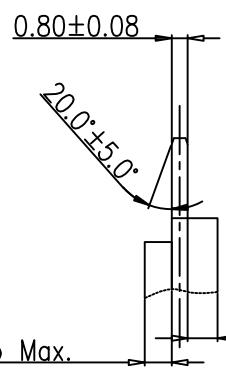


|           |                      |
|-----------|----------------------|
| 更改<br>REV | 修改内容<br>MODIFICATION |
| A         | ECXXXXX              |

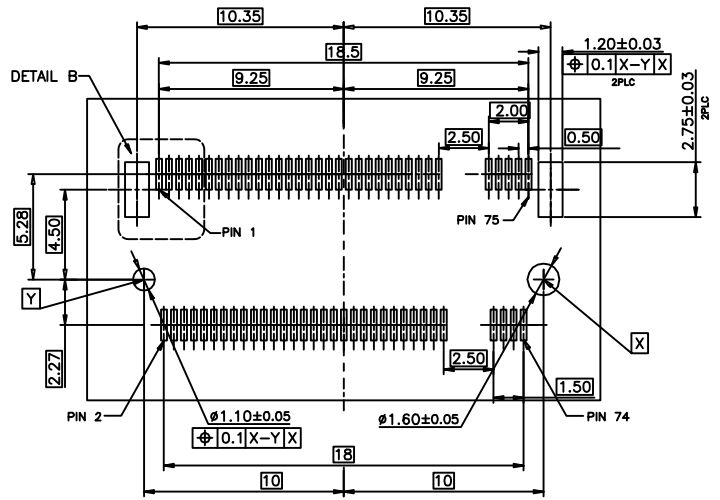
# PLUG PCB



BOTTOM SIDE

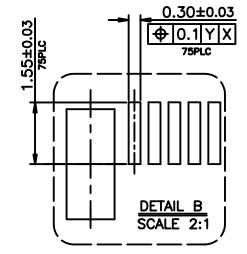


TOP SIDE



RECOMMENDED PCB LAYOUT

GENERAL TOLERANCE : ±0.05mm



|                   |               |  |               |
|-------------------|---------------|--|---------------|
| GENERAL TOLERANCE |               | KINGCONN 皇海科技股份有限公司                    |               |
| X,± 0.50          | X,*± 5 *      | 名 稱(TITLE)<br>NGFF 67PIN M KEY H:3.2mm |               |
| .X± 0.30          | .X*± 2 *      |  |               |
| .XX± 0.20         | .XX*± 1 *     |  |               |
| 單位(UNIT)          | 料號(PART NO.)  | 圖號(DWG NO.)                            |               |
| mm                | 7NGFF-F0-0302 | 7NGFF-F0-0302                          |               |
| 審核(APPROVAL)      | 核對(CHECKED)   | 製圖(DRAWN)                              | 比例(SCALE) 1:1 |
|                   |               |  | 張數(SHEET) 2/2 |
|                   |               |  | 更改(REV) A     |

