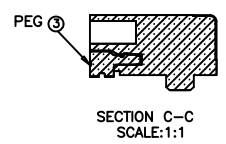
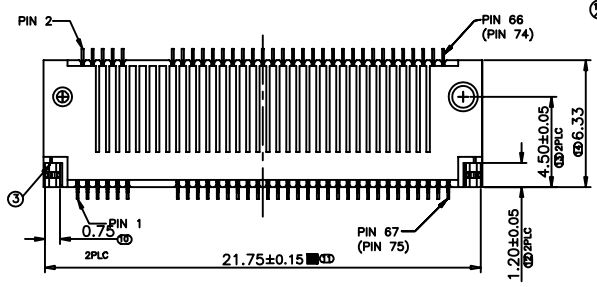
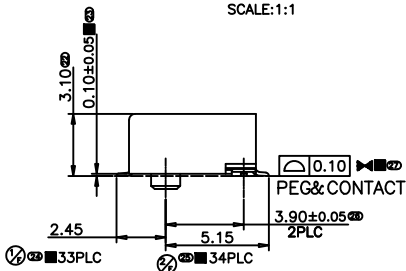
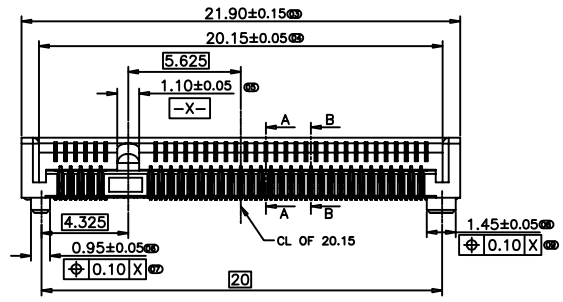
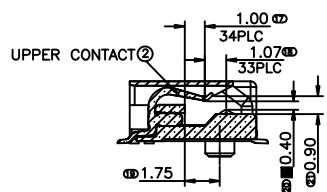
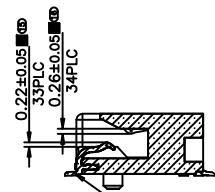
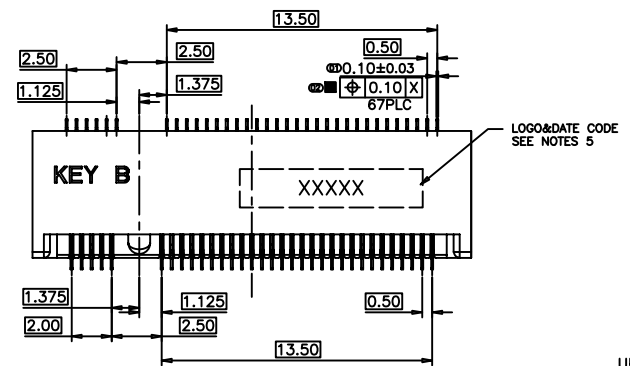
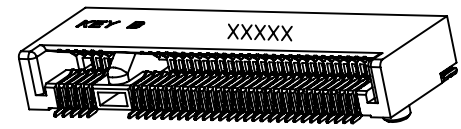
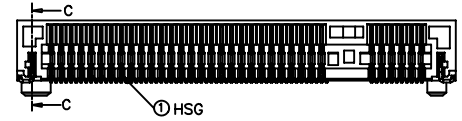


| | |
|-----------|----------------------|
| 更改 REV | 變更內容 MODIFICATION |
| A | ECXXXX |

THIS SHEET ONLY FOR KEY B TYPE



- NOTES:
- PRODUCT MUST MEET CONTROLLED SUBSTANCES SPEC,ROHS 2.0 AND HALOGEN FREE.
1. MATERIAL:
- 1.1 HOUSING:MG350,BLACK,UL94V-0
 - 1.2 CONTACTS:PHOSPHOR BRONZE C5210-EH,t=0.10±0.01
 - 1.3 PEG:SUS 304,t=0.15±0.01
2. FINISH:
- 2.1 CONTACT: GOLD PLATING (g/f,1~30u") ON CONTACT AREA AND GOLD FLASH ON SOLDER TAIL,50u"MIN NICKEL UNDERPLATING OVERALL
 - 2.2 PEG: 50u"MIN NICKEL UNDERPLATING OVERALL,100u"MIN MATTE TIN ON SURFACE
3. RETENTIVITY FORCE IS 0.1Kg MIN FOR TERMINAL AND PEG,RELIABILITY TEST ACCORDING TO PRODUCT SPEC:DR-PS-0024
- 4.MARK ⊕ IS CPK ITEMS,(27 PLACE),MARK ■ IS QIP ITEMS(09 PLACE), MARK ⊙ IS FAI ITEMS,(01 PLACE)



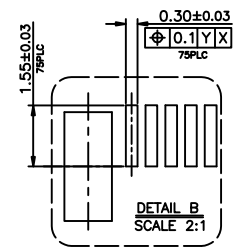
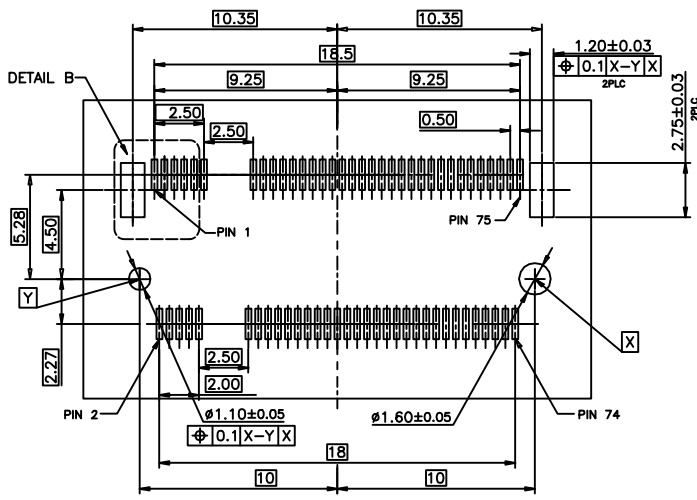
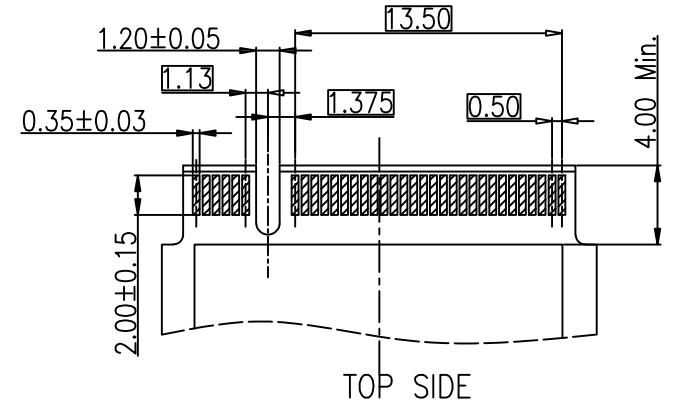
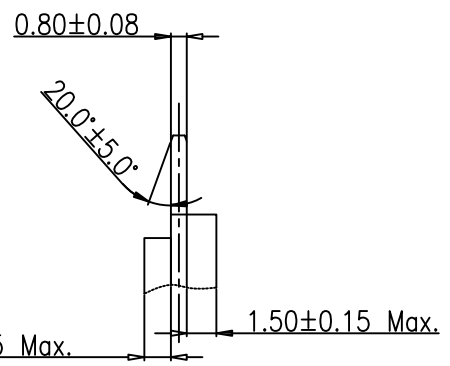
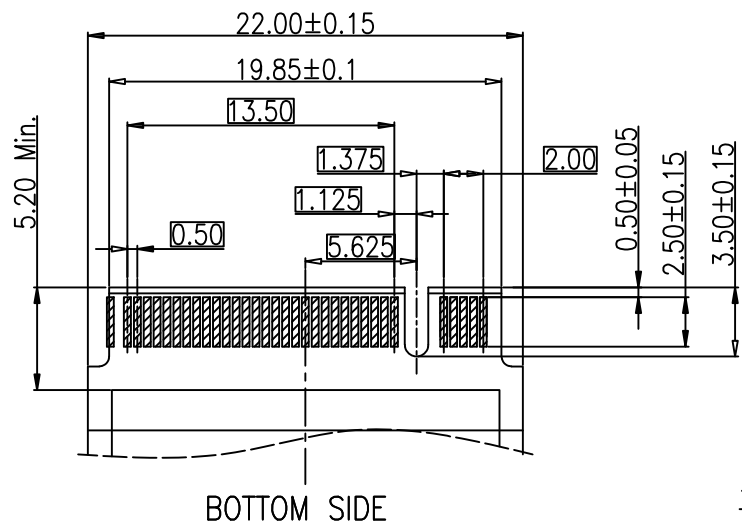
| | | | | |
|-----|-------------|-----------------|-------|-----------------|
| 3 | PEG | STAINLESS STEEL | | Ni Plated |
| 2 | CONTACT | COPPER ALLOY | | Gold/Tin Plated |
| 1 | HOUSING | LCP | BLACK | UL 94V-0 |
| NO. | DESCRIPTION | MATERIAL | COLOR | REMARK |

| | | |
|-------------------|--------------------------------|--|
| GENERAL TOLERANCE | | KINGCONN 皇海科技股份有限公司 |
| X± 0.50 | X*± 5° | |
| .X± 0.30 | .X*± 2° | |
| .XX± 0.20 | .XX*± 1° | 名 稱(TITLE) NGFF 67PIN B KEY H:3.2mm |
| 單 位(UNIT) mm | 料 號(PART NO.) 7NGFF-F0-0305 | 圖 號(DWG NO.) 7NGFF-F0-0305 |
| 審 核(APPROVAL) | 核 對(CHECKED) | 製 圖(DRAWN) |
| SCALE 1:1 | 張 數 1/1 | 圖 號 A |



| | |
|-----------|----------------------|
| 更改 REV | 变更记录 MODIFICATION |
| A | ECXXXXX |

PLUG PCB



RECOMMENDED PCB LAYOUT
GENERAL TOLERANCE : ±0.05mm

| | | |
|-------------------|-------------------------------|--|
| GENERAL TOLERANCE | | KINGCONN 皇海科技股份有限公司 |
| X± 0.50 | X°± 5° | |
| .X± 0.30 | .X°± 2° | |
| .XX± 0.20 | .XX°± 1° | 名 称(TITLE) NGFF 67PIN B KEY H:3.2mm |
| 单 位(UNIT) mm | 料 号(PART NO) 7NGFF-F0-0305 | 图 号(DWG NO) 7NGFF-F0-0305 |
| 审 核(APPROVAL) | 核 对(CHECKED) | 制 图(DRAWN) |
| | | 比 例(SCALE) 1:1 |
| | | 图 数(SHEET) 2/2 |
| | | 图 改(REV) A |

