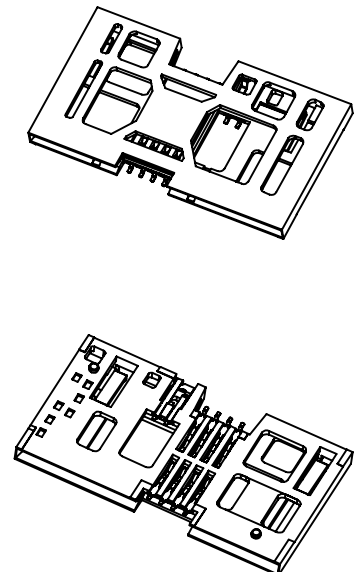
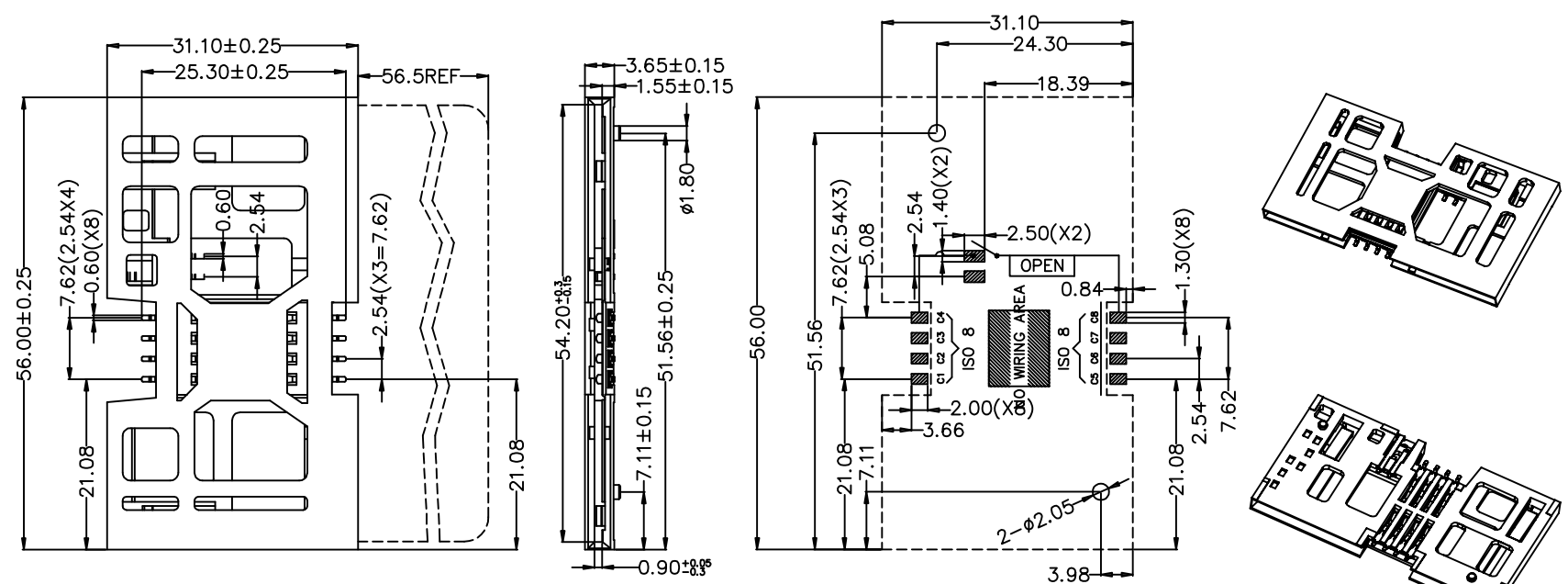
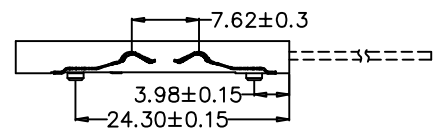


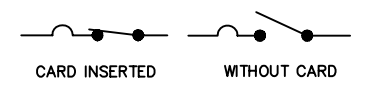
更改 REV	修改 MODIFICATION
A	ECXXXXX



RECOMMENDED P.C.B LAYOUT
COMPONENT SIDE(TOLERANCE ±0.15)



ELECTRIC FUNCTION	DETECT SWITCH
WITHOUT CARD	OPEN
CARD INSERTED	CLOSED



SWITCH OPERATION DIAGRAM

TECHNICAL CHARACTERISTICS

- General Characteristics
 - Dimensions: 56.0LX31.1Wx3.65H mm
 - Weight: Approx 4.15±0.5g
 - Durability: 100,000 cycles min.
- Electrical Characteristics
 - Contact resistance: 50Ω typical, 100Ω max
 - Insulation resistance: >1000MΩ/500V DC
- Solderability
 - Vapor phase: 215°C, 30sec. Max
 - IR reflow: 260°C, 10sec. Max
 - Manual soldering: 370°C, 3sec. Max
- Environmental Characteristics
 - Operating temperature: -40°C~+85°C
 - Operating humidity: 10%~+95%RH



GENERAL TOLERANCE		KINGCONN 皇海科技股份有限公司	名廠(TITLED) SMART CARD CONNECTOR
X± 0.50	X*± 5 °		
.X± 0.30	.X*± 2 °		
.XX± 0.20	.XX*± 1 °		
單位(UNIT) mm	料號(PART NO.) 7SCCN-F0-0002	圖號(DWG NO.) 7SCCN-F0-0002	
審核(APPROVAL)	核對(CHECKED)	製圖(DRAWN)	比例 SCALE 1:1
			張數 SHEET 1/1
			更改 REV A