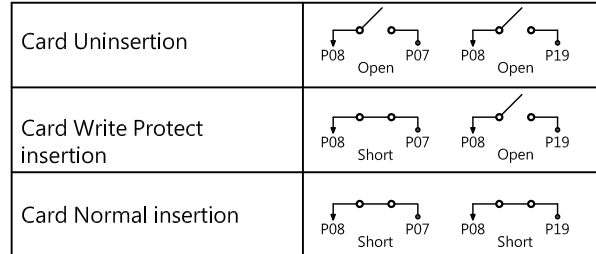
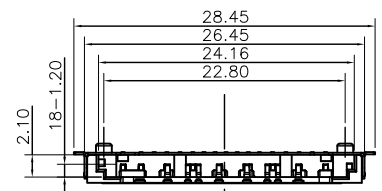
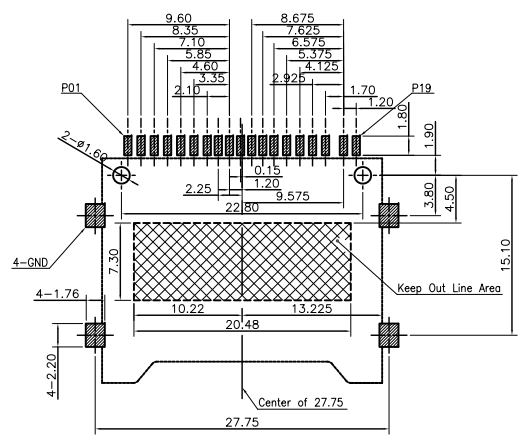
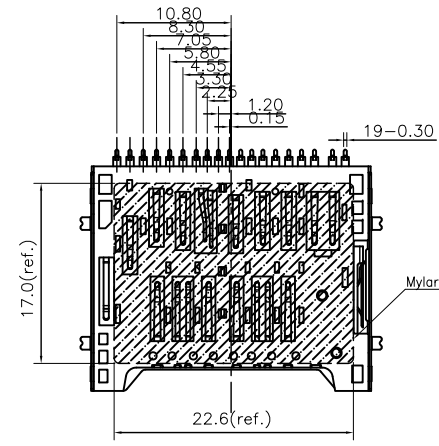
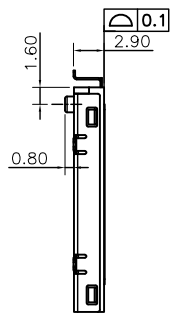
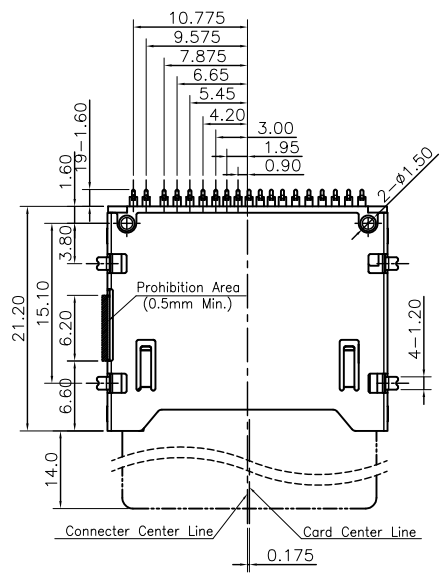


更改 REV	變更內容 MODIFICATION
A	ECXXXX

A
B
C
D
E
F
G
H
I
J

1 2 3 4 5 6 7 8 9 10 11 12



- Note :
- Material :
 - 1-1. Plastic: LCP, Black, UL94V-0
 - 1-2. Contact : C5210
 - 1-3. Shell : SUS
 - Plating :
 - 2-1. Contact :
 - Contact Area: Au 1μ" min. Plating Over Ni 50μ" min.
 - Soldertail: Matte Tin 100μ" min. Plating Over Ni 50μ" min.
 - 2-2. Shell :
 - Solderability Ni 50μ" min. Over All

Pin Assignment

Pin#	Name	Description	Pin#	Name	Description
P01	VSS3	Supply Voltage Ground	P11	VDD1	Supply Voltage (3.3V)
P02	DAT2	Data Line [Bit 2]	P12	D1-	Differential Data 1-
P03	D0+	Differential Data 0+	P13	CLK	Clock
P04	CD/DAT3	Card Detect/Data Line [Bit 3]	P14	D1+	Differential Data 1+
P05	D0-	Differential Data 0-	P15	VSS2	Supply Voltage Ground
P06	CMD	Command/Response	P16	VSS5	Supply Voltage Ground
P07	CD	Card Detect	P17	DAT0	Data Line [Bit 0]
P08	VSS1	Supply Voltage Ground	P18	DAT1	Data Line [Bit 1]
P09	VSS4	Supply Voltage Ground	P19	WP	Write Protect
P10	VDD2	Supply Voltage (1.8V)			

GENERAL TOLERANCE		KINGCONN 皇海科技股份有限公司	
X.± 0.50	X.° ± 5°	名稱(TITLE) SD4.0 Reverse non push Type H2.90mm	
.X± 0.30	.X° ± 2°		
.XX± 0.20	.XX° ± 1°		
單位(UNIT) mm	料號(PART NO) 7SD40-FA-0003	圖號(DWG NO) 7SD40-FA-0003	
審核(APPROVAL)	檢核(CHECKED)	製圖(DRAWN)	比例 SCALE 1:1
			張數 SHEET 1 / 1
			更改 REV A



1 2 3 4 5 6 7 8 9 10 11 12