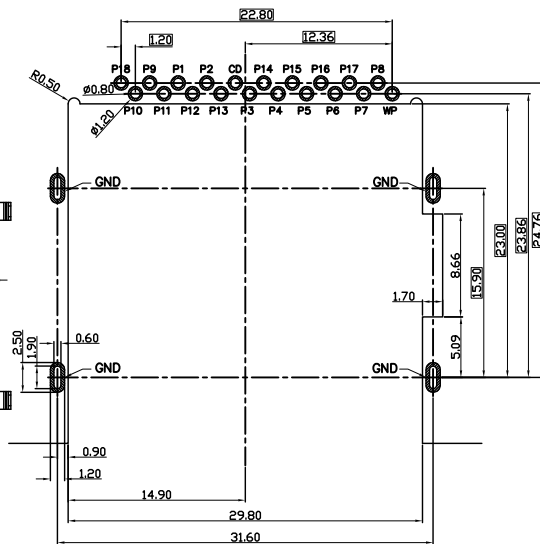
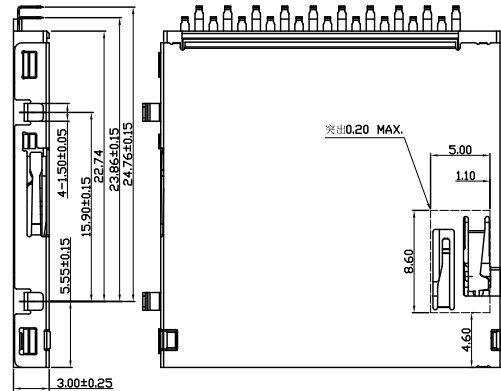
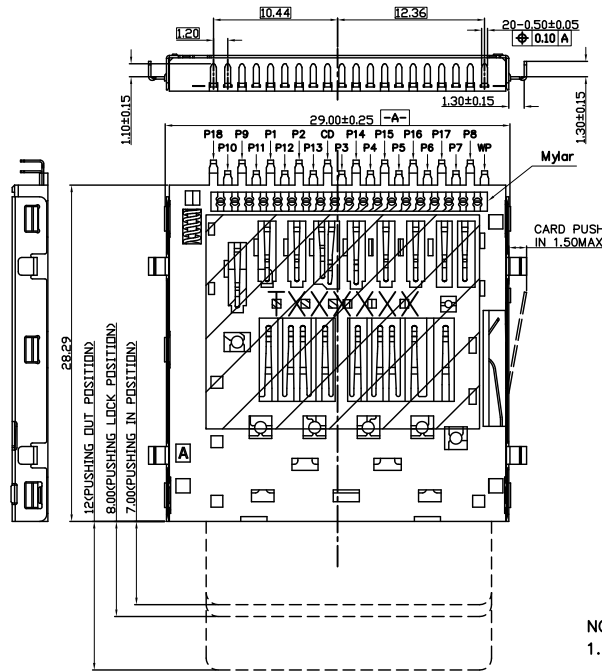


更改 REV	修改內容 MODIFICATION
A	ECXXXX



RECOMMENDED PCB LAYOUT
(ALL TOLERANCE ARE ±0.05)

▨ PAD AREA

NOTES :

1. MATERIAL :

- 1.1 HOUSING:LCP S475 UL94 V-0, BLACK COLOR.
- 1.2 SHELL:STAINLESS STEEL SUS304.
- 1.3 CONTACT:COPPER ALLOY C5210.

2. FINISH :

- 2.1 CONTACT: GOLD PLATING ON CONTACT AREA,
MATTE TIN 100u"MIN ON SOLDER TAIL AREA.
50u" MIN NICKEL PLATING OVERALL.
- 2.2 SHELL: 30U" MIN SOLDERABLE NICKEL PLATED OVER ALL.

3. ELECTRICAL CHARACTERISTICS:

- 3.1 OPERATING VOLTAGE : 100V AC(rms)/DC.
- 3.2 CURRENT RATING : 0.5 A.
- 3.3 OPERATING TEMPERATURE: -25°C~+85°C.
- 3.4 CONTACT RESISTANCE: 100 m OHMS MAX.
- 3.5 INSULATION RESISTANCE: 1000M OHMS MIN. AT 250VDC.
- 3.6 DIELECTRIC WITHSTANDING VOLTAGE:500 VAC/1MINUTE.

with out card	CD —○— CD
	WP —○— WP
inserted card (unlock)	CD —○— CD
	WP —○— WP
inserted card(lock)	CD —○— CD
	WP —○— WP

GENERAL TOLERANCE		KINGCONN 皇海科技股份有限公司
X,± 0.50	X,*± 5°	
.X± 0.30	.X*± 2°	名 稱(TITLE) SD7.0 REVERSE 洗板1.8mm CONN
.XX± 0.20	.XX*± 1°	
單位(UNIT) mm	料 號(PART NO.) 7SD70-F0-0001	圖 號(DWG NO.) 7SD70-F0-0001
審核(APPROVAL)	核 對(CHECKED)	製 圖(DRAWN)
SCALE 1:1		張 數(SHEET) 1 / 2
PROJ.		更 改(REV) A



更改 REV	修改内容 MODIFICATION
A	ECXXXXX

Pin Description

Pin#	SD Mode			PCIe Mode		
	Name	Type	Description	Name	Type	Description
1	CD/DAT3	I/O/PP	Card Detect/Data Line [Bit 3]	PERST#	I	PE-Reset is a functional reset
2	CMD	PP	Command/Response			Not Used ⁽²⁾
3	VSS1	S	Supply voltage ground	VSS1	S	Supply voltage ground
4	VDD	S	Supply voltage	VDD1	S	Supply voltage (3.3V)
5	CLK	I	Clock			Not Used ⁽²⁾
6	VSS2	S	Supply voltage ground	VSS2	S	Supply voltage ground
7	DAT0	I/O/PP	Data Line [Bit 0]	REFCLK+	IDS	PCIe Ref Clock
8	DAT1	I/O/PP	Data Line [Bit 1]	REFCLK-	IDS	PCIe Ref Clock
9	DAT2	I/O/PP	Data Line [Bit 2]	CLKREQ#	I/O/OD	Reference clock request signal. Also used by L1 PM sub-states
10	-		Not used (Connected to ground)	VSS3	S	Supply voltage ground
11	-		Not used	PCIe_Tx+	IDS	
12	-		Not used	PCIe_Tx-	IDS	
13	-		Not used (Connected to ground)	VSS4	S	Supply voltage ground
14	-		Not used	VDD2	S	Supply voltage (1.8V)
15	-		Not used	PCIe_Rx-	ODS	
16	-		Not used	PCIe_Rx+	ODS	
17	-		Not used (Connected to ground)	VSS5	S	Supply voltage ground
18			Not used	VDD3	S	Supply voltage (1.2v) - TBD
CD			Card Detect			Card Detect
WP			Write Protect			Write Protect



GENERAL TOLERANCE		KINGCONN 皇海科技股份有限公司
X± 0.50	X*± 5°	
.X± 0.30	.X*± 2°	
.XX± 0.20	.XX*± 1°	
		名 称(TITLE) SD7.0 REVERSE 沉板1.8mm CONN
比例(SCALE) 1:1	料号(PART NO.) 7SD70-F0-0001	图号(DWG NO.) 7SD70-F0-0001
审核(CHECKED)	制图(DRAWN)	张数(SHEET) 2 / 2
批准(APPROVAL)	检查(CHECKED)	图次(REV) A