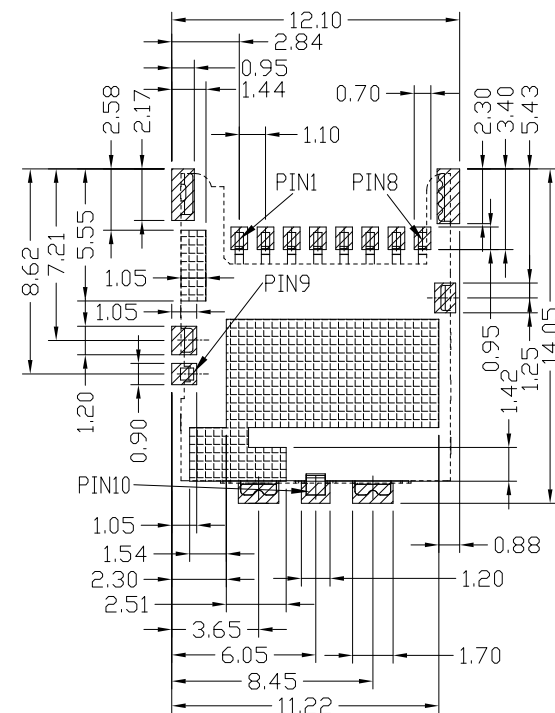
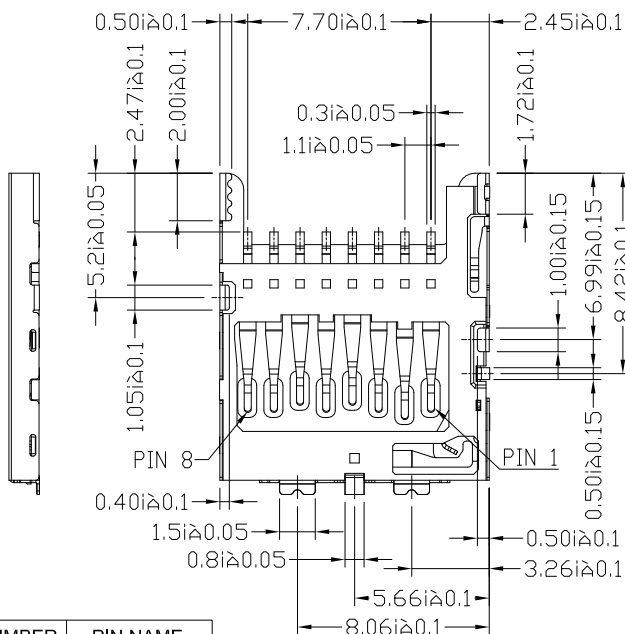
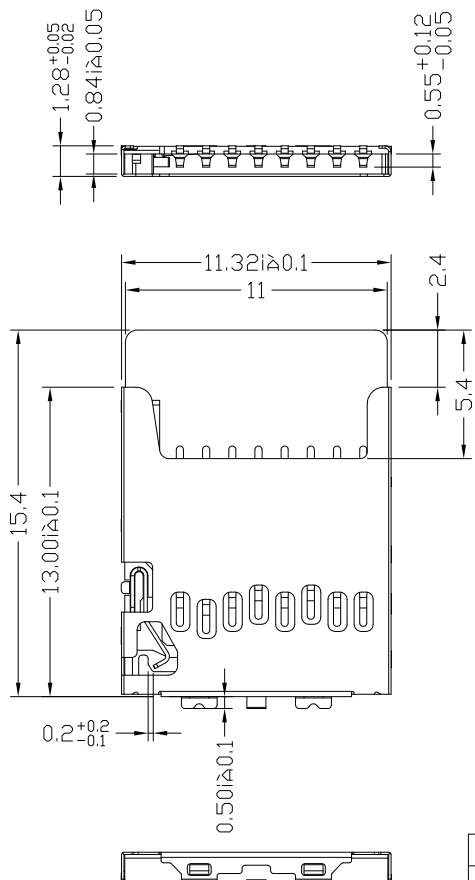
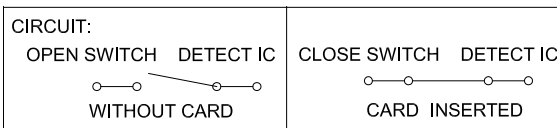
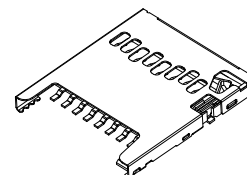


更改 REV	批准 MODIFICATION
A	ECXXXX



▨ PAD
 ▩ NO TRACE, NO TEST POINT,
 NO VIA HOLE, NO GROUND AREA

Recommended PCB Layout



NOTES:

MATERIAL:

- HOUSING: HIGH TEMPERATURE RESISTANT PLASTIC, UL94 V-0.
- TERMINAL: COPPER ALLOY.
- COVER: STAINLESS STEEL.

Specifications:

- Current rating: 0.5 A Max.
- Dielectric withstanding voltage: 500V(AC) for 1 min.
- Contact resistance: 100mΩ Max.
- Insulation resistance: 100MΩ Min.
- Operating Life: 3000 cycles.
- Temperature range: -25°C~+65°C.

PIN NUMBER	PIN NAME
PIN 1	DAT2
PIN 2	CD/DAT3
PIN 3	CMD
PIN 4	VDD
PIN 5	CLK
PIN 6	VSS
PIN 7	DAT0
PIN 8	DAT1 ²
PIN 9	CARD DETECT
PIN 10	



GENERAL TOLERANCE		KINGCONN 皇海科技股份有限公司	
X± 0.50	X*± 5°	名 稱(TITLE) MICRO SD CONN H:1.28mm	
X± 0.30	X*± 2°		
.XX± 0.20	.XX*± 1°		
單 位(UNIT) mm	料 號(PART NO.) 7TFCN-F0-0018	圖 號(DWG NO.) 7TFCN-F0-0018	
審 核(APPROVAL)	核 對(CHECKED)	製 圖(DRAWN)	比 例 SCALE 1:1 圖 號 SHEET 1/1 版 次 REV A