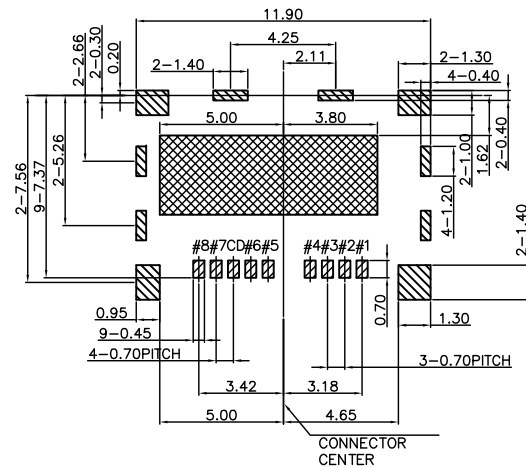
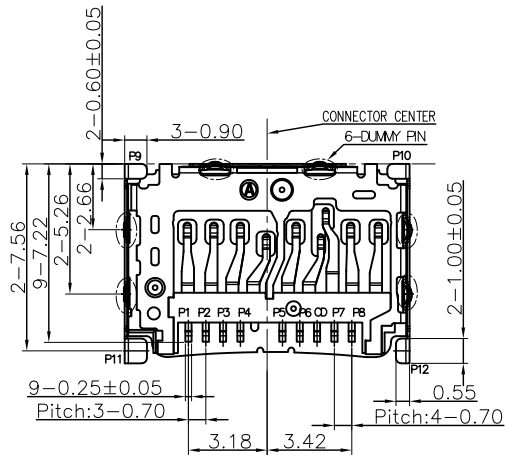
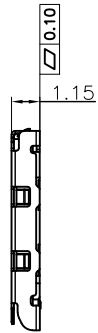
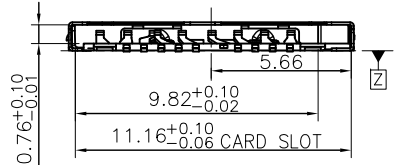
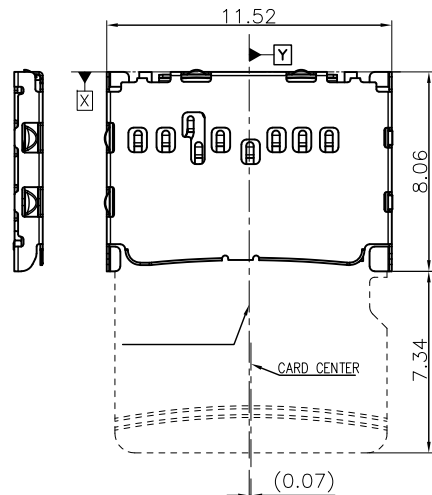
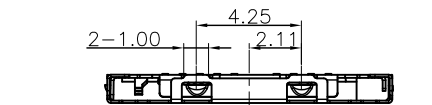



更改 REV	变更内容 MODIFICATION
A	ECXXXXX



PCB PATTERN LAYOUT
(GENERAL TOLERANCE: ±0.05)

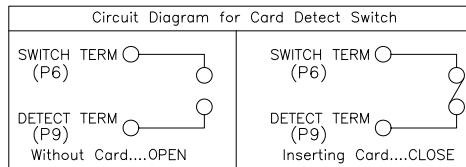
- PAD AREA
- GND PATTERN ONLY
- PATTERN PROHIBITION AREA



NOTES :

1. MATERIAL :
 - 1.1 HOUSING:LCP UL94 V-0, BLACK COLOR.
 - 1.2 SHELL: STAINLESS STEEL
 - 1.3 CONTACT: COPPER ALLOY
2. FINISH :
 - 2.1 CONTACT: GOLD PLATING ON CONTACT AREA, AU 1u"MIN ON SOLDERTAIL AREA. 50u" MIN NICKEL PLATING OVERALL.
 - 2.2 SHELL: 30u" MIN NICKEL PLATING OVERALL. Au 1u"MIN ON SOLDERTAIL AREA.
3. ELECTRICAL CHARACTERISTICS:
 - 3.1 OPERATING VOLTAGE : 100V AC(rms)/DC.
 - 3.2 CURRENT RATING : 0.5 A.
 - 3.3 OPERATING TEMPERATURE: -40°C~+85°C.
 - 3.4 CONTACT RESISTANCE: 100 m OHMS MAX.
 - 3.5 INSULATION RESISTANCE: 1000M OHMS MIN. AT 250VDC.
 - 3.6 DIELECTRIC WITHSTANDING VOLTAGE:500 VAC/1MINUTE.

Pin Define	
P1	DAT2
P2	CD/DAT3
P3	CMD
P4	VDD
P5	CLK
P6	VSS
P7	DAT0
P8	DAT1
P9	CD



GENERAL TOLERANCE		KINGCONN 皇海科技股份有限公司	
X± 0.50	X*± 5°	名 稱(TITLE) Micro SD NO push H1.15mm	
.X± 0.30	.X*± 2°		
.XX± 0.20	.XX*± 1°		
單位(UNIT) mm	料 號(PART NO.) 7TFCN-F0-0126	圖 紙(DWG NO.) 7TFCN-F0-0126	比例 SCALE 1:1
審核(APPROVAL)	核 對(CHECKED)	製 圖(DRAWN)	張數 SHEET 1/1
			更改 REV A

