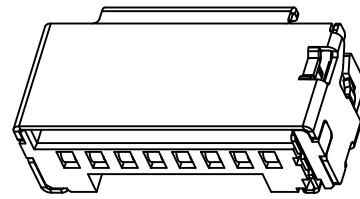
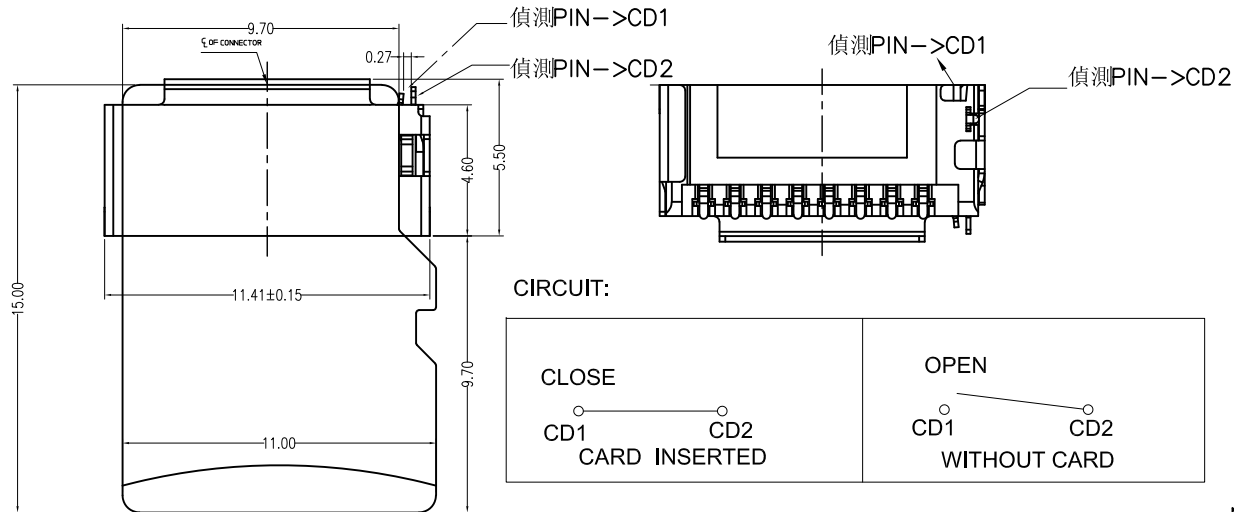
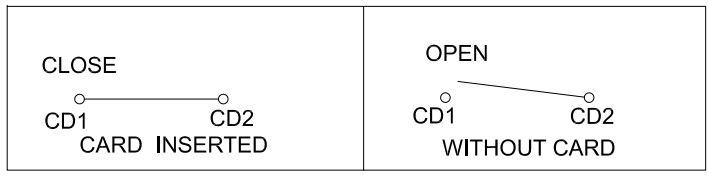


更改 REV	註 MODIFICATION
A	ECXXXX

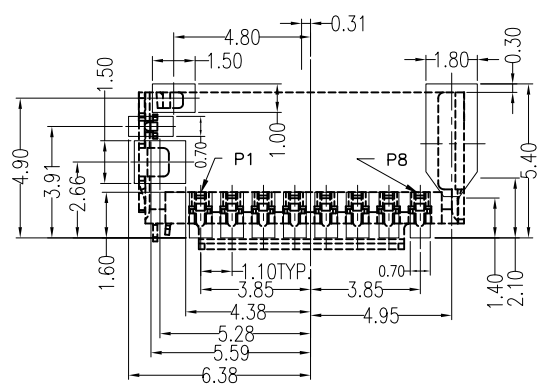
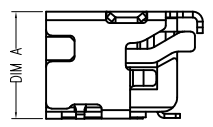
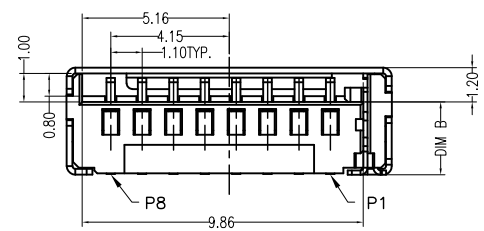


CIRCUIT:



NOTES-

- Electrical:
Contact resistance: 50m ohms max.
Dielectric withstanding voltage: 500V RMS.
Insulation resistance: 1000M ohms min.
- Mechanical:
MATE AND UNMATE FORCE:
MATE FORCE: 4.5kg MAX
UNMATE FORCE: 0.5kg MIN
Durability: 1500cycles MIN.
- Environment:
Operating Temperature: -25° to +85°.
- FINISH:
TERMINAL: GOLD Plated Over NICKEL
Contact area, TIN ON
SOLDER TAIL AREA & TIN
Plated ALL Over NICKEL.
Shell: SPCC WITH NICKEL & GOLD Plated.
- COLOR:
HOUSING: BLACK.



RECOMMENDED PCB LAYOUT
TOLERANCES ±0.05

Pin No.	NAME
1	DAT2
2	CD/DAT3
3	CMD
4	VDD
5	CLK
6	VSS
7	DAT0
8	DAT1

序號	DIM A	DIM B	料號
1	3.0	1.86	7TFCN-FA-1010-A
2	3.35	2.16	7TFCN-FA-1010-B
3	3.75	2.56	7TFCN-FA-1010-C



GENERAL TOLERANCE		KINGCONN 皇海科技股份有限公司
X± 0.50	X*± 5°	
.X± 0.30	.X*± 2°	
.XX± 0.20	.XX*± 1°	名 稱(TITLE) TF 短體 帶檢測 PIN
單位(UNIT) mm	料 號(PART NO) 7TFCN-FA-1010-X	圖 號(DWG NO) 7TFCN-FA-1010-X
審核(APPROVAL)	核 對(CHECKED)	製 圖(DRAWN)
SCALE 1:1		張數 SHEET 1 / 1
PROJ.		更改 REV A