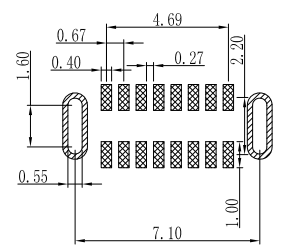
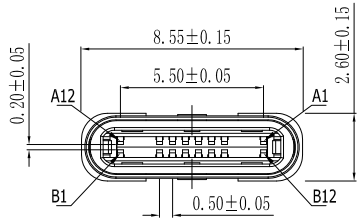
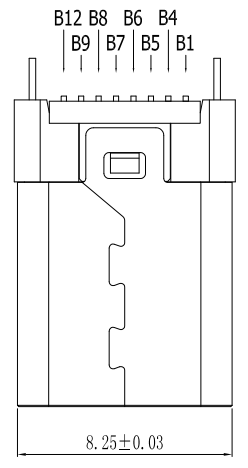
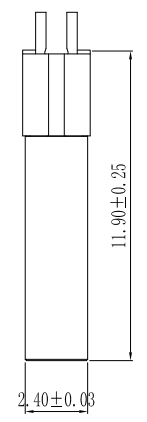
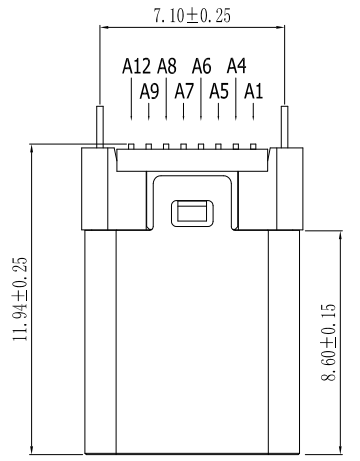
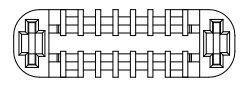


| | |
|-----------|----------------------|
| 更改 REV | 變更內容 MODIFICATION |
| A | ECXXXX |



| | |
|----------------------|----|
| A4, A9, B9, B4 | V |
| A5 | |
| B5 | |
| A1, A12, B1, B12 | G |
| A6 | D+ |
| A7 | D- |
| (R1=56KΩ R3=56KΩ) 5% | |

NOTES:
 1. MECHANICAL:
 MATING FORCE: 5-20N .
 UNMATING FORCE: 8-20N .
 DURABILITY: 10000 CYCLES MIN.
 2. ELECTRICAL:
 CURRENT: 5.0A MAX
 VOLTAGE: 20V MAX
 WITHSTANDING VOLTAGE: 100V AC
 CONTACT RESISTANCE: 40 mΩ MAX INITIAL;
 50 mΩ MAX AFTER 10000 CYCLES
 3. ENVIRONMENTAL
 OPERATING TEMPERATURE RANGE -30°C ~ +80°C

| NO. | DESCRIPTION | QTY. | MATERIAL | TREATMENT |
|-----|-------------|------|------------------------|---|
| ④ | GND LATCH | 1 | STAINLESS STEEL | NICKEL PLATED OVERALL, TAB WITH LEAD FREE TIN ALLOY. |
| ③ | CONTACT | 16 | COPPER ALLOY | NICKEL UNDERPLATING OVER ALL, GOLD PLATING AT - CONTACT AREA. LEAD FREE TIN ALLOY AT TERMINATION. |
| ② | SHELL | 1 | STAINLESS STEEL | CLEAN. |
| ① | HOUSING | 2 | THERMOPLASTIC UL 94V-0 | |

| | | | |
|-------------------|---------------------------------|--|--------------------|
| GENERAL TOLERANCE | | KINGCONN 皇海科技股份有限公司 | |
| X± 0.50 | X*± 5° | 名 稱(TITLE) TYPE C 180° DIP+SMT 16PIN MALE | |
| .X± 0.30 | .X*± 2° | | |
| .XX± 0.20 | .XX*± 1° | | |
| 單位(UNIT) mm | 料 號(PART NO.) 7USB31-F0-0010 | 圖 號(DWG NO.) 7USB31-F0-0010 | |
| 審核(APPROVAL) | 核 對(CHECKED) | 製 圖(DRAWN) | 比 例 SCALE 1:1 |
| | | | 張 數 SHEET 1 / 1 |
| | | | 更改 REV A |

