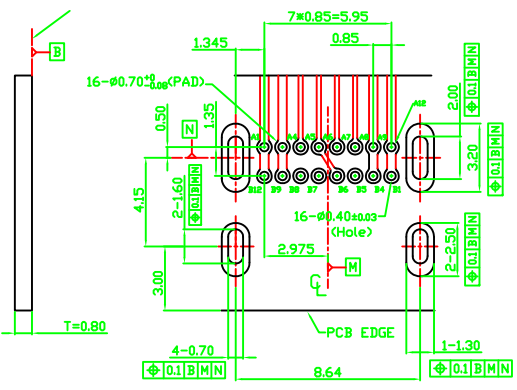
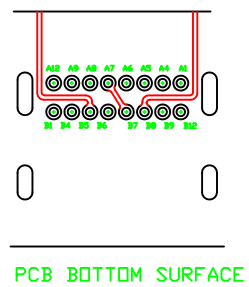
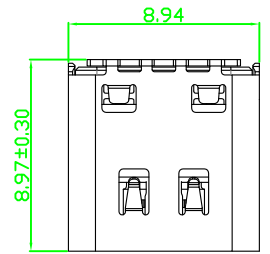
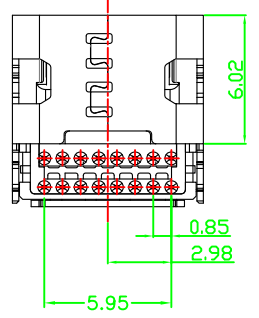
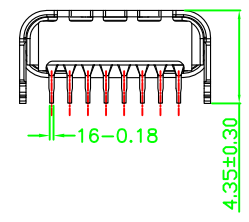
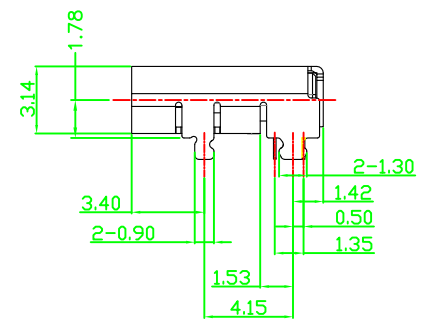
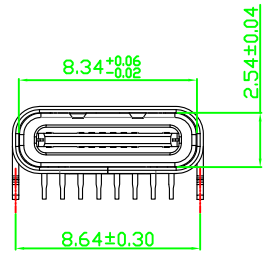


更改 REV	版本号 MODIFICATION
A	ECXXXXX



RECOMMENDED P.C.B LAYOUT
GENERAL TOLERANCE:±0.05
PCB TOP SURFACE

- 备注:
- 1.材质:
 - 1.1胶芯: LCP+30%G.F
 - 1.2端子: C18140, T=0.12mm; 镍底, 镀金
 - 1.3外壳: 不锈钢, T=0.30mm; 表面镀镍
 - 1.4卡勾: 不锈钢, T=0.30mm;
 - 2.主要特性:
 - 2.1额定电流: 3.0A
 - 2.2接触阻抗: 40mΩ MAX
 - 2.3绝缘阻抗: 100MΩ MIN 250V DC
 - 2.4耐压测试: 100V AC
 - 2.5沾锡性: 温度250iA5℃, 时间5iA0.5s
 - 2.6整体插入力: 2.0kgf MAX
整体拔出力:0.6kgf MIN
 - 2.7使用寿命: 5000次
 - 2.8工作温度: -30℃~+80℃



PIN ASSIGNMENT			
PIN NUMBER	SIGNAL NAME	PIN NUMBER	SIGNAL NAME
A1,A12,B1,B12	GND		
A2	SSTxp1	B11	SSRXp1
A3	SSTxm1	B10	SSRXn1
A4,A9,B4,B9	VBUS		
A5	CC1	B8	SBU2
A6	D+	B7	D-
A7	D-	B6	D+
A8	SBU1	B5	CC2
A10	SSRXn2	B3	SSTXn2
A11	SSRXp2	B2	SSTXp2

GENERAL TOLERANCE	
X± 0.50	X*± 5°
.X± 0.30	.X*± 2°
.XX± 0.20	.XX*± 1°

KINGCONN 皇海科技股份有限公司
名 (TITLE)
TYPE C 雙排 16 PIN 全DIP

單位(UNIT) mm	料號(PART NO.) 7USB31-F0-0026	圖號(DWG NO.) 7USB31-F0-0026
審核(APPROVAL)	核對(CHECKED)	製圖(DRAWN)
比例(SCALE) 1:1	張數(SHEET) 1/1	更改(REV) A

