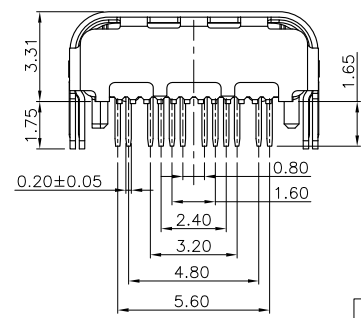
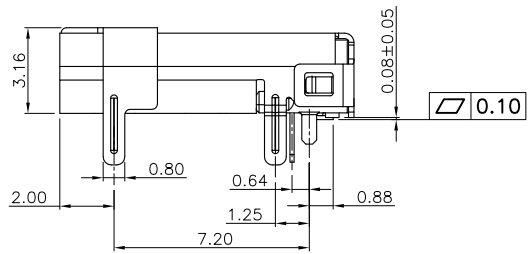
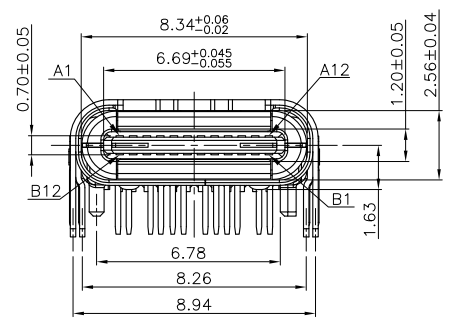
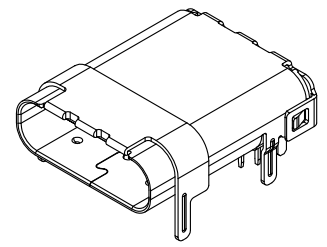
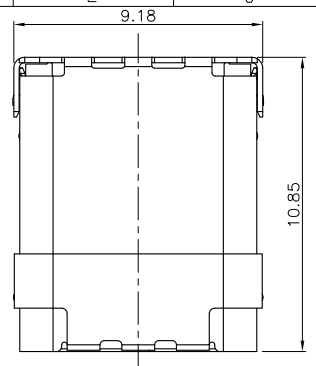
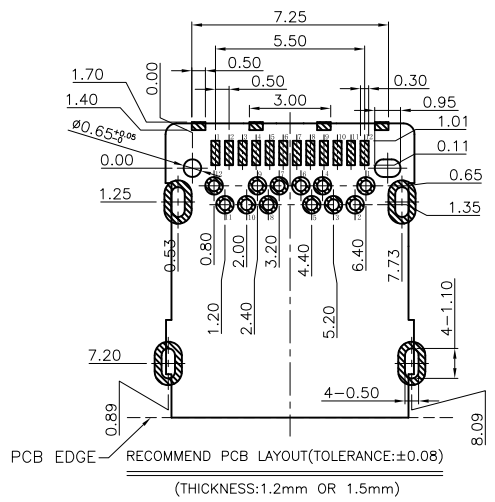
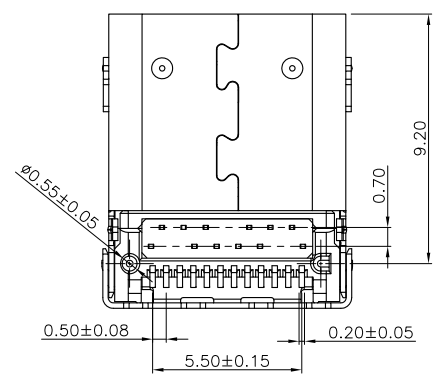


| | |
|-----------|----------------------|
| 更改 REV | 修改内容 MODIFICATION |
| A | ECXXXXX |

NOTE:
 1.MATERIAL:
 1.1 INSULATOR: HIGH TEMPERATURE PLASTIC UL 94 V-0;
 1.2 CONTACT: COPPER ALLOY
 1.3 SHELL:STAINLESS STEEL
 2.ELECTRICAL CHARACTERISTICS:
 2.1 CONTACT RESISTANCE: 40mΩ Max FOR INITIAL, 10mΩ CHANGE AFTER TEST, MEASURE AT 20mV, 100mA.
 2.2 CONTACT CURRENT RATING: 3A FOR VBUS PIN; 1.25A FOR VCONN PIN.
 2.3 DIELECTRIC WITHSTANDING VOLTAGE: 100V AC R.M.S.
 2.4 INSULATION RESISTANCE 100M^Ω/Min
 2.5 OPERATING TEMPERATURE: -40C ~ 85C
 3 MECHANICAL CHARACTERISTICS:
 3.1 MATING FORCE: 5~20 N;
 3.2 UNMATED FORCE: 6~20N AFTER TEST
 3.3 DURABILITY: 10,000 CYCLES
 4.PLATING
 4.1 TERMINAL CONTACT: 3U" GOLD PLATING ALL OVER 50u" NICKEL AND 80u" Tin ALL OVER 50u" NICKEL ON SOLDER AREA
 4.2 SHELL: 50u" NICKEL ALL OVER,



| PIN | SIGNAL NAME | PIN | SIGNAL NAME |
|-----|-------------|-----|-------------|
| A1 | GND | B12 | GND |
| A2 | TX1+ | B11 | RX1+ |
| A3 | TX1- | B10 | RX1- |
| A4 | VBUS | B9 | VBUS |
| A5 | CC1 | B8 | SBU2 |
| A6 | D+ | B7 | D- |
| A7 | D- | B6 | D+ |
| A8 | SBU1 | B5 | CC2 |
| A9 | VBUS | B4 | VBUS |
| A10 | RX2- | B3 | TX2- |
| A11 | RX2+ | B2 | TX2+ |
| A12 | GND | B1 | GND |



| | | | |
|-------------------|-----------------------------|--|---|
| GENERAL TOLERANCE | | KINGCONN 皇海科技股份有限公司 | |
| X± 0.50 | X*± 5° | 名 (TITLE) USB 3.1 C TYPE 母头 板上 L=10.8mm 排距 0.70mm | |
| .X± 0.30 | .X*± 2° | | |
| .XX± 0.20 | .XX*± 1° | | |
| 图 (UNIT) mm | 料 (PART NO.) 7USB31-F0-0029 | 图 (DWG NO.) 7USB31-F0-0029 | |
| 图 (APPROVAL) | 图 (CHECKED) | 图 (DRAWING) | 图 (SCALE) 1:1 图 (SHEET) 1/1 图 (REV) A |

